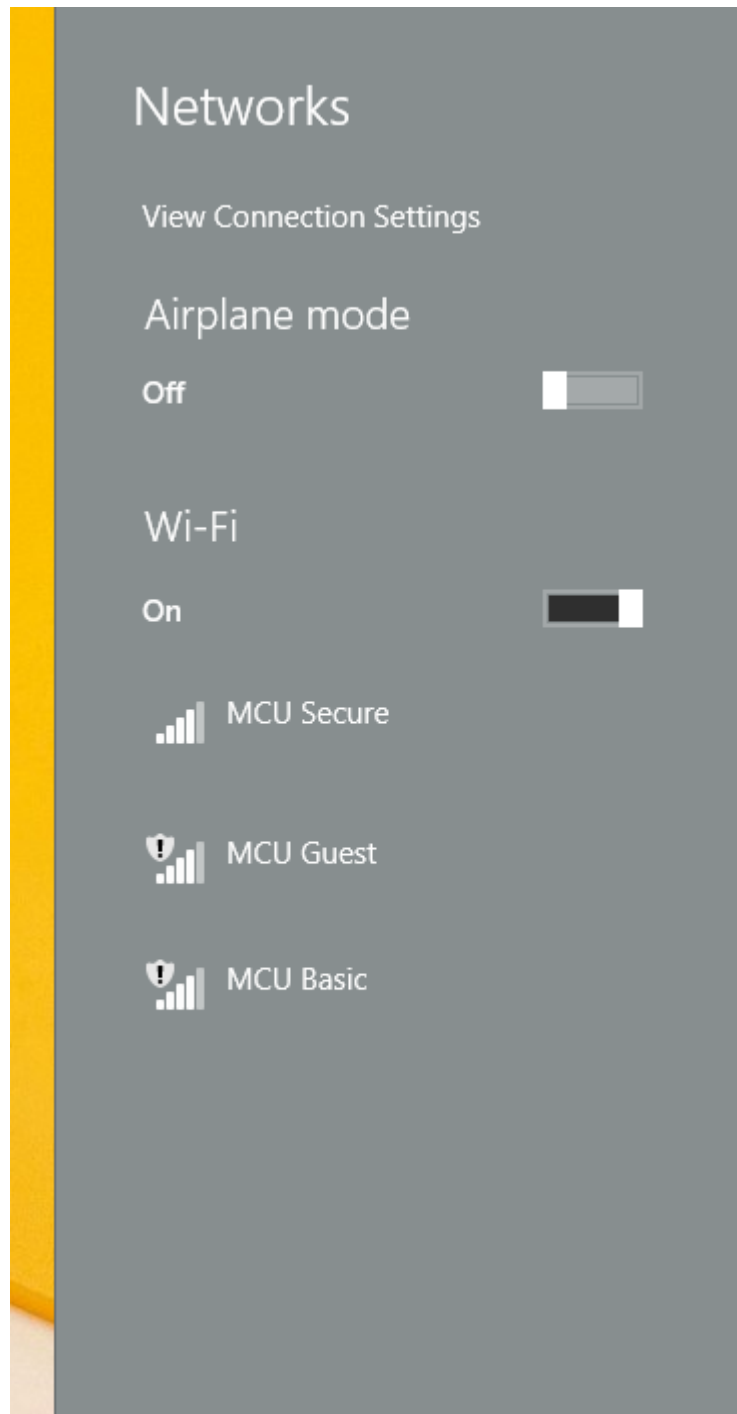




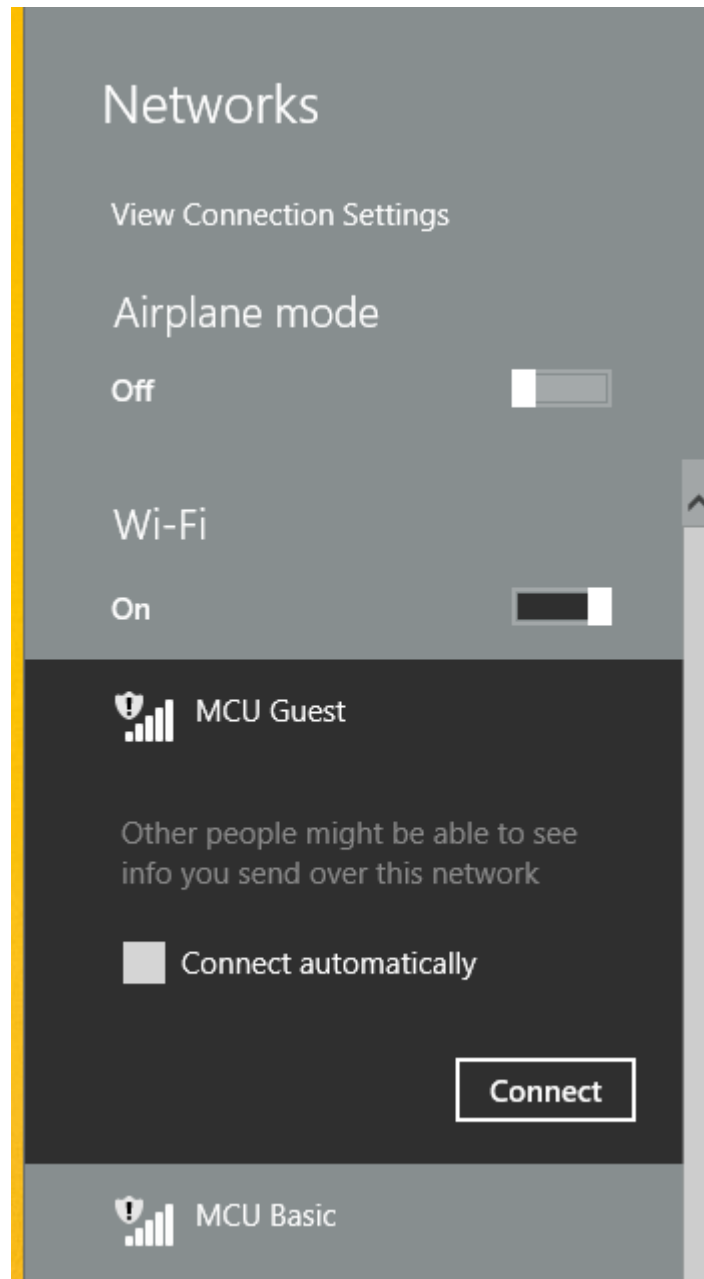
Guest Wireless Instructions

Windows 8/8.1

1. Select the MCU Guest network.



2. Click Connect.



3. Fill in the required information. Once finished, click Register.

Guest Registration

MARYMOUNT
CALIFORNIA UNIVERSITY

Visitor Registration

* Your Name:	<input type="text"/>	Please enter your full name.
* Phone Number:	<input type="text"/>	Please enter your contact phone number.
* Email Address:	<input type="text"/>	Please enter your email address. This will become your username to log into the network.
* Confirm:	<input type="checkbox"/>	I accept the terms of use

* required field



Already have an account? [Sign In](#)


Copyright © 2014 Aruba Networks


- Once registered, you will be taken to a receipt page. Click Log In to access the internet.

Guest Registration Receipt

The details for your guest account are shown below.

Visitor Registration Receipt	
Guest's Name:	Devin Griffith
Phone Number:	3103037660
Account Username:	 dgriffith@gmail.com
Guest Password:	 78198962
Activation Time:	Tuesday, 23 September 2014, 9:27 AM
Expiration Time:	Wednesday, 24 September 2014, 9:27 AM

 [Log In](#)

 [SMS receipt to: 3103037660](#)